



2021-22 Texas Academic Performance Report (TAPR)

This page is intentionally blank.

Texas Education Agency
 2021-22 STAAR Performance (TAPR)
 BEDFORD J H (220916044) - HURST-EULESS-BEDFORD ISD - TARRANT COUNTY

	School Year	State	District	Campus	African American	Hispanic	White	American Indian	Asian	Pacific Islander	Two or More Races	Special Ed (Current)	Special Ed (Former)	Continuously Enrolled	Non-Continuously Enrolled	Econ Disadv	EB EL (Current & Monitored)

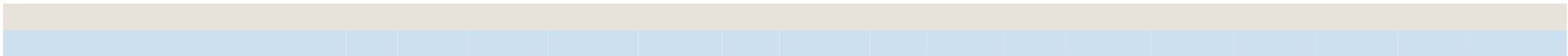






Texas Education Agency
 2021-22 Bilingual Education/English as a Second Language (Current EB Students/EL) (TAPR)
 BEDFORD J H (220916044) - HURST-EULESS-BEDFORD ISD - TARRANT COUNTY

Due to the cancellation of spring 2020 STAAR, 2022 and 2019 School progress and STAAR progress measure data are shown.

School Year	State	District	Campus	Total Bilingual Education	BE-Trans Early Exit	BE-Trans Late Exit	BE-Dual Two-Way	BE-Dual One-Way	ALP Bilingual (Excep39 T5rans										
-------------	-------	----------	--------	---------------------------	---------------------	--------------------	-----------------	-----------------	-------------------------------	--	--	--	--	--	--	--	--	--	--







Texas Education Agency
 2021-22 Graduation Profile (TAPR)
 BEDFORD J H (220916044) - HURST-EULESS-BEDFORD ISD - TARRANT COUNTY

	Campus Count	Campus Percent	District Count	State Count
Graduates€(2020-21 Annual Graduates)				
Total Graduates	-	-	1,633	358,842
By Ethnicity:				
African American	-	-	313	44,018
Hispanic	-	-	500	183,306
White	-	-		



There is no data for this campus.

There is no data for this campus.

Texas Education Agency
 2021-22 Other Postsecondary Indicators (TAPR)
 BEDFORD J H (220916044) - HURST-EULESS-BEDFORD ISD - TARRANT COUNTY

	Academic Year	State	District	Campus	African American	Hispanic	White	American Indian	Asian	Pacific Islander	Two or More Races	Special Ed	Econ Disadv	EB/EL
Advanced/Dual-Credit	Course Completion (Grades 9-12)													
Any Subject	2020-21	42.5%	39.3%	17.9%	5.7%	15.7%	24.5%	*	25.0%	0.0%	10.5%	0.0%	6.8%	0.0%
	2019-20	46.3%	40.6%	15.7%	6.3%	8.3%	20.4%	-	37.5%	-	10.5%	0.0%	9.3%	0.0%
English/Language/Arts	2020-21	16.3%	15.7%	0.3%										



Texas Education Agency
2021-22 Student Information (TAPR)
 BEDFORD J H (220916044) - HURST-EULESS-BEDFORD ISD - TARRANT COUNTY

Student Information	--Non-Special Education Rates--			---Special Education Rates---		
	Campus	District	State	Campus	District	State
Retention Rates by Grade:						
Kindergarten	-	5.5%	1.9%	-	5.9%	5.2%
Grade 1	-	3.7%	2.9%	-	4.2%	4.2%
Grade 2	-	1.9%	1.7%	-	0.9%	2.2%
Grade 3	-	1.1%	1.0%	-	0.9%	1.0%
Grade 4	-	0.8%	0.7%	-	0.4%	0.7%
Grade 5	-	0.8%	0.5%	-	0.0%	0.7%
Grade 6	-	0.5%	0.6%	-	0.8%	0.6%
Grade 7	1.2%	1.4%	0.7%	4.3%	1.5%	0.7%
Grade 8	2.3%	1.5%	0.6%	0.0%	2.1%	0.8%
Grade 9	1.0%	1.4%	10.5%	5.7%	6.8%	14.1%

Class Size Averages by Grade and Subject
 (Derived from teacher responsibility records):

Class Size Information	Campus	District	State
Elementary:			
Kindergarten	-	21.2	18.7
Grade 1	-	21.4	18.7
Grade 2	-	20.8	18.6
Grade 3	-	21.0	18.7
Grade 4	-	19.2	18.8
Grade 5	-	20.2	20.2
Grade 6	-	24.4	19.2
Secondary:			
English/Language Arts	17.7	16.0	16.3
Foreign Languages	18.7	17.7	18.4
Mathematics	19.6	18.8	17.5
Science	21.6	19.9	18.5
Social Studies	22.3	22.9	19.1

